

**Half Way Progress Summary**

**2018/19**

**Key Vulnerable Groups**

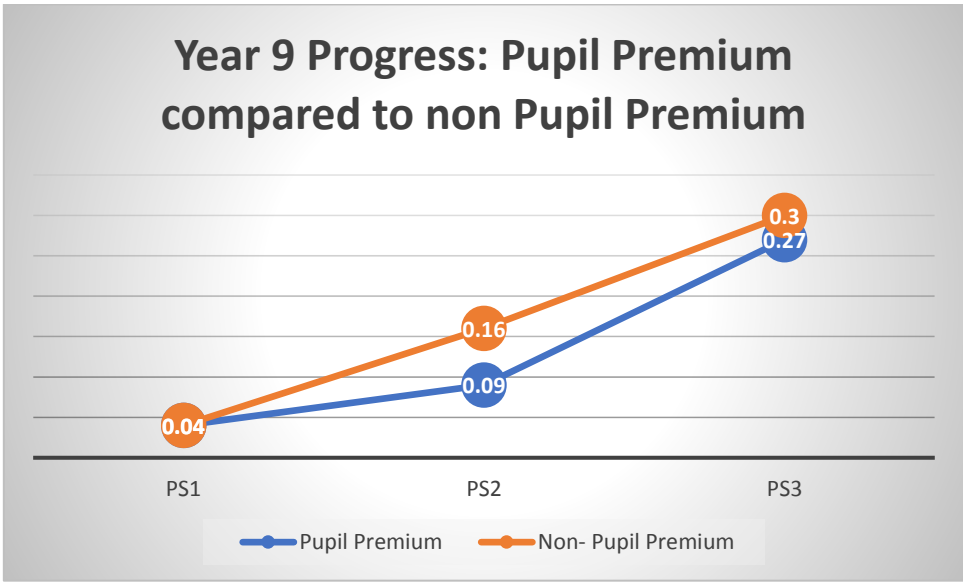
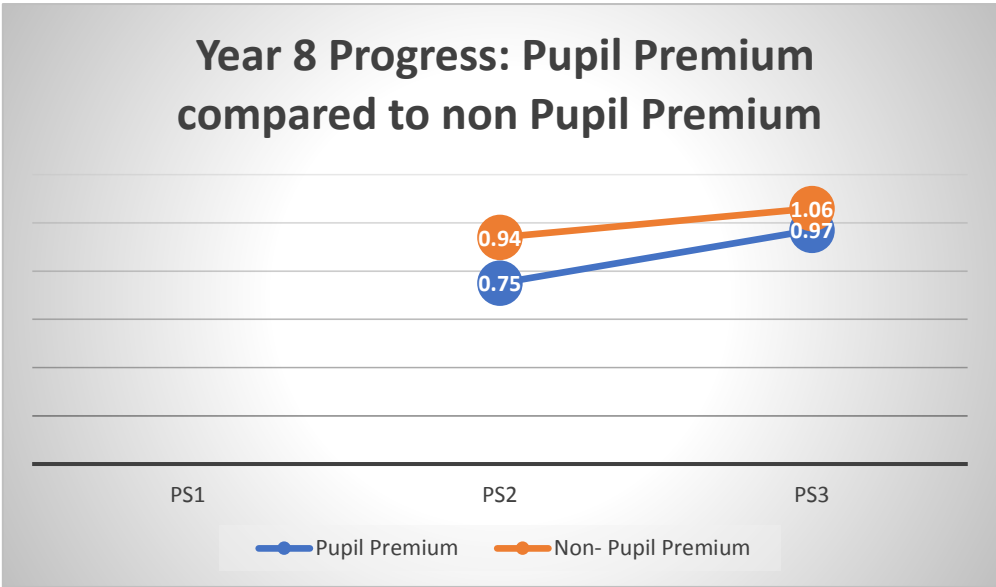
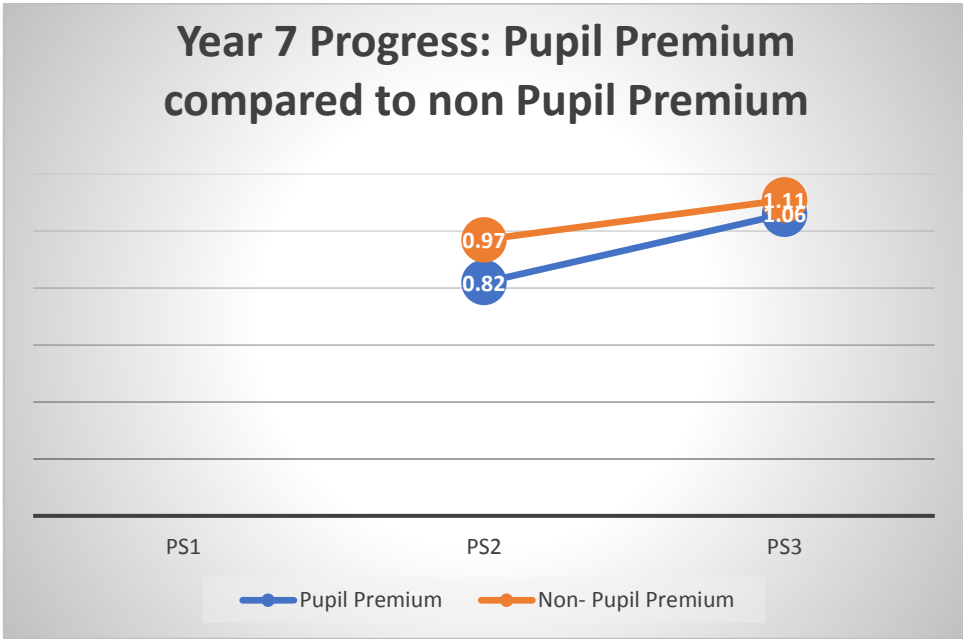
**Georgia Hall**

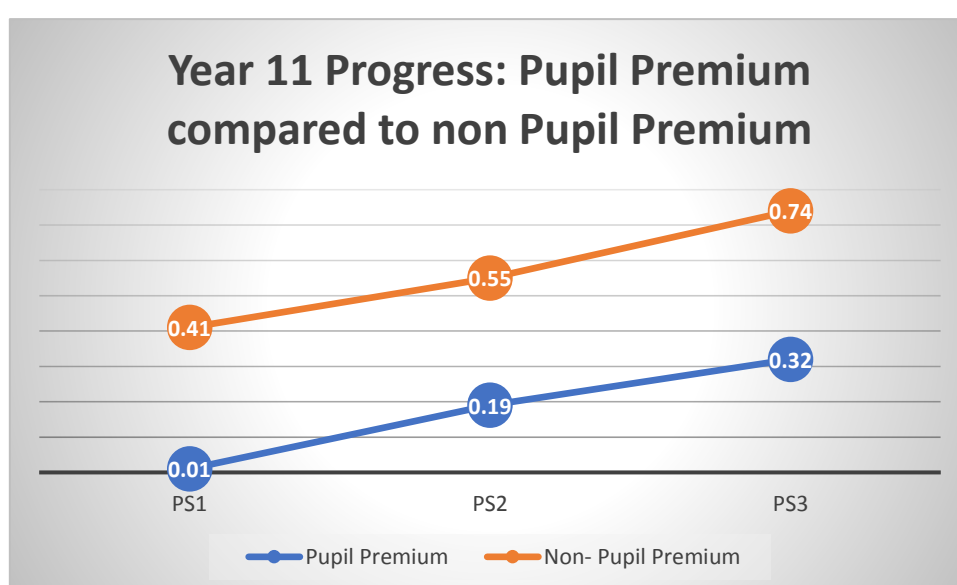
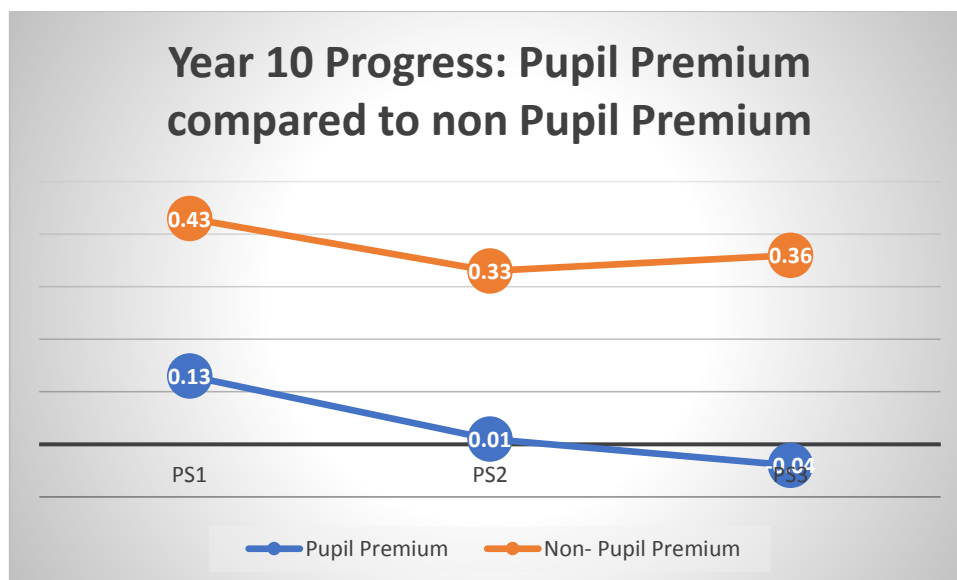
**AAP Deep Support: Monitor and Track**

**PP/FSM/SEN**

**10<sup>th</sup> February 2019**

# Pupil Premium/Non-Pupil Premium Progress Comparison Sept 2018-Feb 2019





**Analysis:**

Year 7, 8, 9 and 11 Pupil Premium Students making progress in line with their more advantaged peers, with scores that are well above the national average progress score for non-disadvantaged pupils.

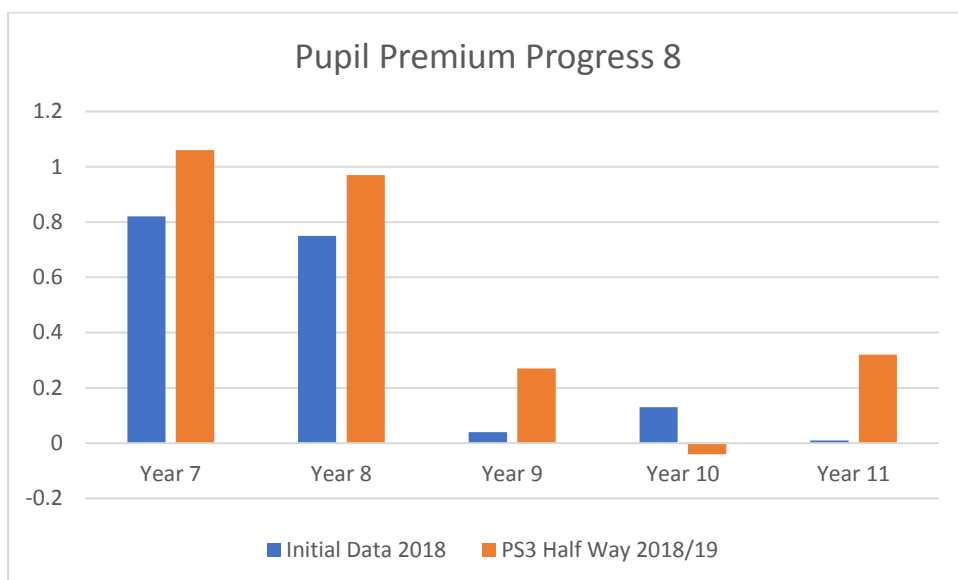
In Year 10 both groups (pupil premium and non-pupil premium) have made negative progress since the initial data was collected in PS1. PP students in year 10 are the only group presented here to have a negative progress score.

**Actions:**

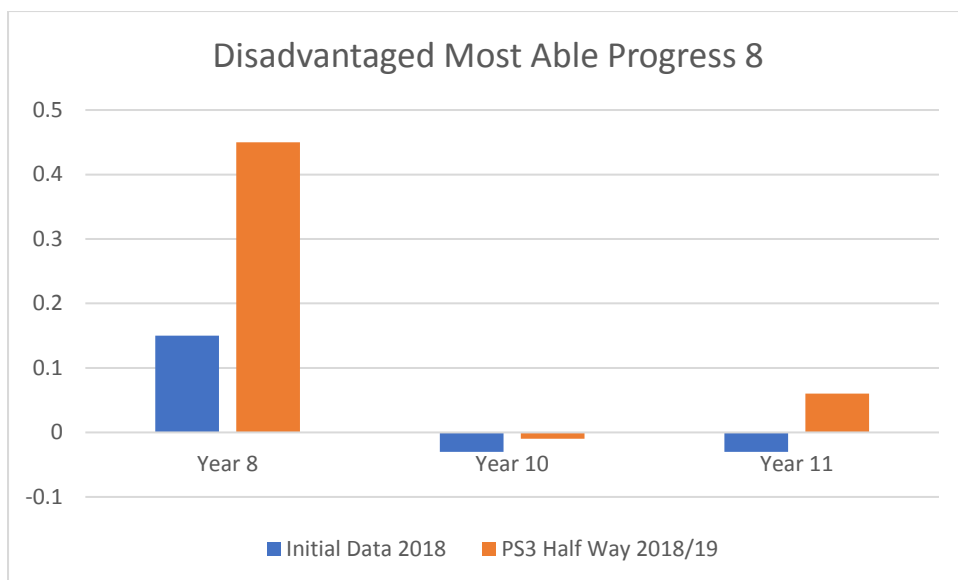
Year 10 to be a continued focus for all staff and SLT in terms of teaching, learning and behaviour for learning.

Pupil premium students in Year 10 who are underachieving to be identified and mentored/coached by Deep Support team. Interventions to be put in place where necessary. Work on aspirations and opportunities after school.

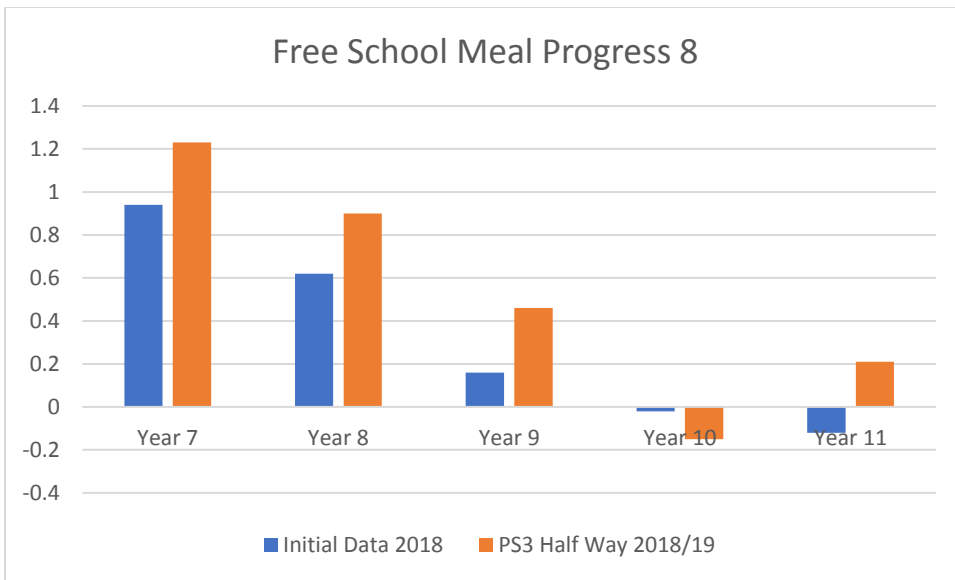
## Vulnerable Groups Breakdown Progress Summary Sept 2018 - Feb 2019



Year 7, 8, 9 and 11 Pupil Premium students have made strong progress since the beginning of the academic year 2018/19. Year 10 Pupil Premium students have made negative progress, this is in line with their more advantaged peers in the same year group. Teaching and learning in Year 10 continues to be a key focus for the school and Senior Leadership Team. Behaviour for learning is a substantial barrier for some students in this year 10 group so it will continue to be a focus for staff and SLT to monitor and rectify.

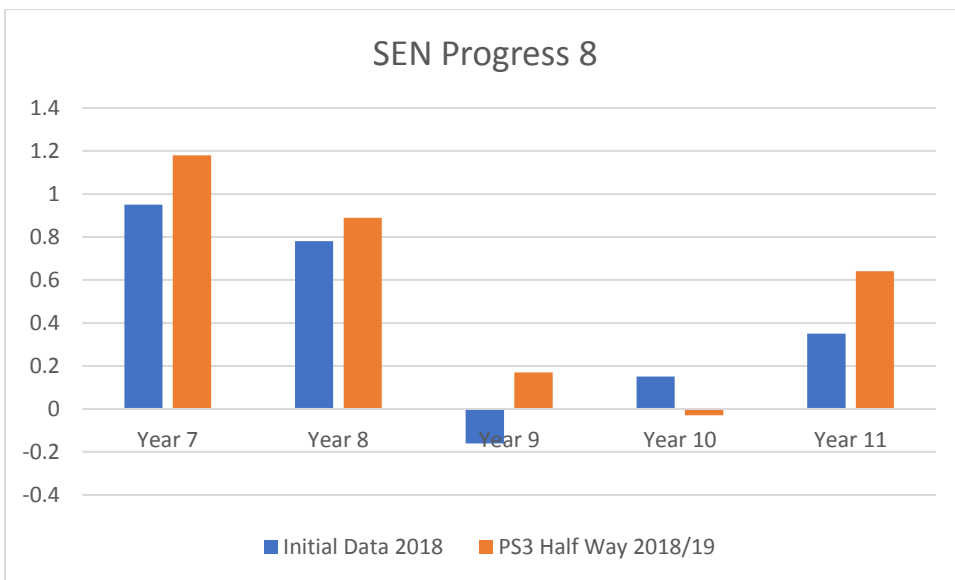


On average all disadvantaged most able students have made positive progress this academic year. Year 8 most able disadvantaged have made significant positive progress and Year 11 most able disadvantaged have moved their progress score from negative to positive. Year 10 disadvantaged most able students still have a negative progress score however it has improved since the initial data collection at the beginning of the year.



Free School Meal Students on average have made considerable progress since Sept 2018. Year 7 and 8 students who are eligible for free school meals have progress scores close to 1. FSM students in year 9 and 11 have average progress scores > 0.2.

Year 10 FSM students have an overall negative progress score. Pupils will be identified and intervention such as mentoring, and coaching will be implemented. Again, behaviour for learning is a substantial barrier for this group of students so it will continue to be a focus for staff and SLT to monitor and rectify.



Progress for SEN students is positive for years 7, 8, 9 and 11, with Year 10 SEN students progress at -0.03 which is still extremely close to 0. This means that on average, the SEN students at Outwood Academy Ripon will exceed, or at least achieve, the academic grades expected of them.